



Annual Report

2022-2023

Letter from the School Leader:

Dear SunBridge Family and Friends,

As I reflect on the 2022-2023 school year, I am grateful for how we have continued to grow.

In some ways our school year starts over the summer when we kick off summer camp. This opportunity allows nearly one third of our students to participate in educational opportunities, field trips and a chance to make new friends.

During our traditional school year we also continued to grow our FunBridge after school program. This provided additional opportunities for our students to stay after school to play sports, cook or do arts and crafts. It also provided opportunities for students to meet teachers in other grades and promoted a wonderful community feel.

As always we are grateful for all of our community partners who help support our mission with additional services, programs or support. This includes the additional extracurricular activities in partnership with the My5tery Music Program, TNT Dancers, and others who came in to offer programs for our students.

We are enriched by the support of our families, Board Members and staff that make SunBridge the thriving community we continue to grow.

In Gratitude,


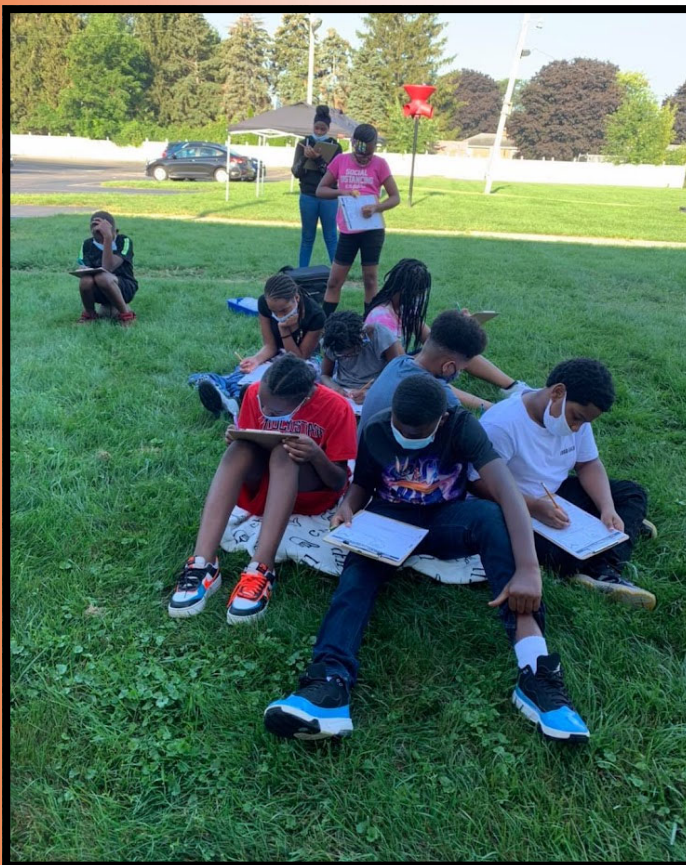
Joe Cordella
School Leader, SunBridge Schools



Sponsor Statement:

Ohio Council of Community Schools (OCCS) uses various methods to evaluate the school's performance including published tests and other academic scores such as the Ohio Department of Education Local Report Card and supporting data. OCCS regional representatives visit our partner schools regularly ensuring compliance with federal, state, and contractual requirements.

The results of this monitoring for the 2022-2023 school year are published in the 2022-2023 Ohio Council of Community Schools Annual Report, available after November 30 at www.ohioschools.org



Board Members:

Steve Mitchell, Chairman of the Board
Lisa Gathard
Jennifer Nietz
John Payak
Jim Wiegand
Todd Black



School Leadership:

Victoria Colbert, Director of Transportation
Joe Cordella, Superintendent & Executive Director
Allison Fillous, Lead Teacher 3-6
Ernest Martin, Director of Student Affairs
Hannah Porter, Lead Teacher K-3
Michele Tallent, Director of Operations
Audrey Thomas, Special Education Director

Staff

Tarimona Bills-Hicks

Anne Blanchard

McKenzie Brinkman

Abbey Bruggeman

Christina Cavanaugh

Mary Clark

Sami Cordella

Madeline Culp

Shonta Dawson

Edna Dixon

Kim Ehram

Jessica Fenik

Tina Gautz

Kiara Green

Kara Stump

Joe Johnson

Katlyn Johnson

Alyssa Kolvey

Helaina Krishna

Nikki Lauman

Katrina Lofton

Paul Martinez

Jennifer May

Jennie McPhillips

Bryn Parker

Nicole Patterson

Rebecca Petree

Lindsay Powell

Todd Reitz

Lauren Robb

Joe Roberts

Shelby Robertson

Hannah Saar

Isaac Saxby

Tandria Simmons

Tanya Simmons

Ann Sommers

Barbara Sugg

Judy Thomaswick

Leslie Varner

Brandon Warren

Wyanda Watkins

Corbin Wyland

Craig Wyland

Gwennetta Wyley

Dave Zamora

Freddie Zamora



School Year

Thursday, August 25, 2022 – Friday, May 26, 2023

School Day

8:15 am to 3:00 pm, with breakfast served before school (8:00 am to 8:15 am) and the majority of our students bused to and from school each day.

Classrooms

Two classes of each grade K-6

Student – Teacher Ratio: 16:1

Enrollment:

At the end of the school year, we had 226 students enrolled. All of our students attended in person all year.

Special Events:

During the school year, we had many special events involving our families including a family reading event, a Pumpkin Run, open house, and parent-teacher conferences.

School Information:

SunBridge Schools
2729 124th St.
Toledo, OH 43611
P. 419-725-5437
F. 419-754-2073



Our Mission:

SunBridge Schools commits to offering children in under-served areas the educational opportunities they need to reach their full potential by preparing them to graduate from high school. We will do this by helping them develop the necessary academic and social tools, along with a strong sense of values and character, within an atmosphere of love and respect. SunBridge Schools fully supports the whole child in his/her pursuit of excellence in the four foundational domains of development: cognitive, social, emotional, and physical.

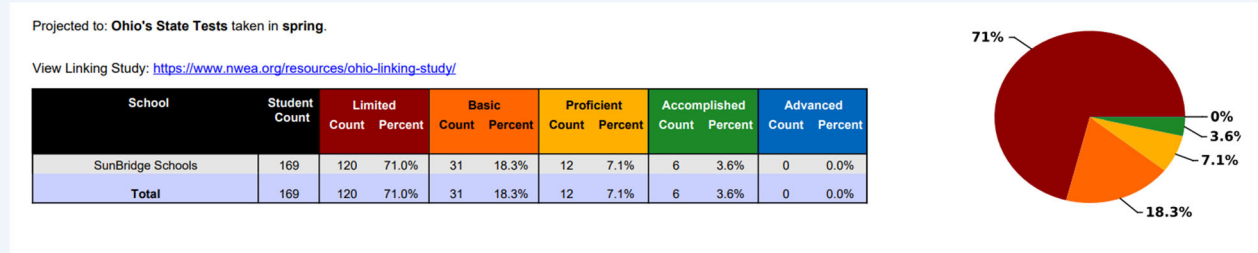


Our Students and Families:

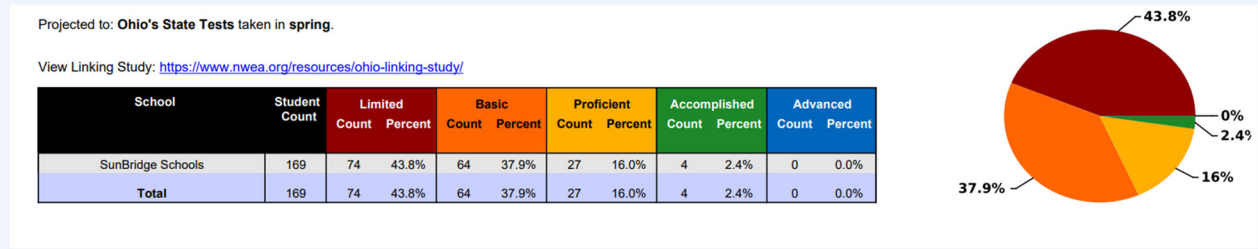
- 91% of our enrolled students are African American, 5% are Caucasian, 3% are Multi-Ethnic, and 1% Other.
- 99% of our students live at least 1 mile from SunBridge Schools.
- 100% of our families report income at or below the federal poverty level, based on the federal free/reduced lunch eligibility guidelines.
- 16% of our students are on an Individualized Education Plan for Special Education Services (IEP).

MAP TESTING DATA
Spring 2023

Mathematics



Reading



STATE TESTING DATA

Ohio State Tests Spring 2023

Assessment Name	Test Group	Test Grade	Test Reason	Student Count	Average Score	Performance Distribution
Grade 3 Mathematics	Ohio's State Tests	3	Spring 2023 (OST)	38	656	<p>Percent Count: 87% 33, 11% 4, 3% 1</p>
Grade 4 Mathematics	Ohio's State Tests	4	Spring 2023 (OST)	33	667	<p>Percent Count: 79% 26, 18% 6, 3% 1</p>
Grade 6 Mathematics	Ohio's State Tests	6	Spring 2023 (OST)	35	668	<p>Percent Count: 71% 25, 20% 7, 6% 2, 3% 1</p>
Grade 5 Mathematics	Ohio's State Tests	5	Spring 2023 (OST)	26	663	<p>Percent Count: 96% 25, 4% 1</p>

Assessment Name	Test Group	Test Grade	Test Reason	Student Count	Average Score	Performance Distribution
Grade 3 English Language Arts	Ohio's State Tests	3	Spring 2023 (OST)	38	656	<p>Percent Count: 58% 22, 32% 12, 5% 2, 5% 2</p>
Grade 4 English Language Arts	Ohio's State Tests	4	Spring 2023 (OST)	33	665	<p>Percent Count: 64% 21, 27% 9, 3% 1, 6% 2</p>
Grade 6 English Language Arts	Ohio's State Tests	6	Spring 2023 (OST)	35	665	<p>Percent Count: 49% 17, 49% 17, 3% 1</p>
Grade 5 English Language Arts	Ohio's State Tests	5	Spring 2023 (OST)	26	671	<p>Percent Count: 46% 12, 35% 9, 15% 4, 4% 1</p>
Grade 3 English Language Arts	Ohio's State Tests	3	Fall 2022 (OST)	38	646	<p>Percent Count: 74% 28, 24% 9, 3% 1</p>

Assessment Name	Test Group	Test Grade	Test Reason	Student Count	Average Score	Performance Distribution
Grade 5 Science	Ohio's State Tests	5	Spring 2023 (OST)	26	656	<p>Percent Count: 62% 16, 35% 9, 4% 1</p>



SunBridge Schools Annual Report Summary For the Year Ending June 30, 2023

REVENUES

State Sources	2,636,421
Federal Sources	1,746,844
Local Sources	12,445
TOTAL REVENUES	4,395,710

EXPENSES

Salaries & Wages	2,130,290
Employee Benefits	451,165
Purchased Services	635,164
Supplies & Materials	267,241
Capital Outlay	600,753
Other Expenses	202,217
TOTAL EXPENSES	4,286,830



Community Involvement:

SunBridge is fortunate to have many wonderful community partners including:

Camp Michindoh
The University of Toledo
St. John's Jesuit High School and Academy
Cardinal Stritch High School and Academy
St. Francis de Sales School
Mosaic Ministries
NYAP
Ohio Dental Outreach
Point Place Library
St. John the Baptist Church
St John XXIII Church
PSI
My5tery Music
TES
TNT Dance



Highlights and accomplishments from the past school year include:

Every classroom has a BenQ Board.

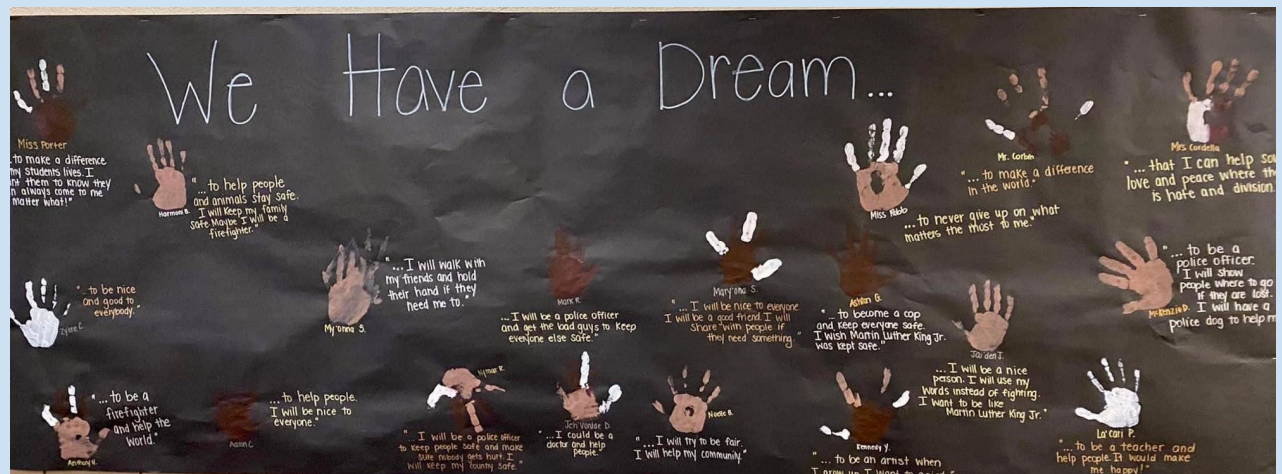
Every classroom has Chromebooks for small group technology experiences.

Students in grades K-6 have one to one computing using Chromebooks and Google Classroom.

FunBridge Afterschool Program in Spring and Fall

Summer Camp for 5 weeks during Summer break

Intramural Basketball League in the Winter



SunBridge Schools
2729 124th Street
Toledo, Ohio 43611
419-725-5437

www.sunbridgeschools.org